



HatchTrakSM



SPARTAN[®] FL 4F SPARTAN[®] FL 4F HERBICIDE FOR EFFECTIVE WEED CONTROL IN STRAWBERRIES

The use patterns outlined in this HatchTrak are not yet registered.
Pending EPA Approval.

Spartan FL4F Herbicide Quick Facts

- ✓ Flexible application timing: pre-transplant, post transplant to dormant plants and row middles
- ✓ 12 hour REI
- ✓ Spartan FL4F herbicide is taken up through the roots and shoots which inhibits the production of enzymes required for the formation of chlorophyll
- ✓ HRAC Group 14

Spartan FL4F Herbicide Use Rate Table - Strawberry

Broadcast Rate	Fluid Ounces Spartan FL 4F herbicide/A		
	Soil Texture*		
% Organic Matter	Coarse	Medium	Fine
<1.5%	2.25-3.0	3.0-4.5	3.0-6.0
1.5-3.0 %	3.0-6.0	6.0-8.0	6.0-8.0
>3.0%	6.0-8.0	6.0-8.0	6.0-8.0

Use higher rates for soils of pH less than 7.0 and lowest rates for pH greater than 7.0 within the rate range. Do not use on soils classified as sand which have less than 1% OM.

*Use the following link to help determine soil class and texture.

<http://www.nrcs.usda.gov/wps/portal/nrcs/detail/soils/survey>

APPLICATION GUIDELINES FOR NEW STRAWBERRY PLANTINGS

Pre-Transplant

- Apply Spartan FL 4F herbicide before transplanting and before weed seedlings have emerged.
- Spartan FL 4F herbicide may be applied in combination with or followed by other herbicides labeled for use on strawberries.
- For strawberries grown with plastic or organic mulches, apply Spartan FL 4F herbicide to the soil surface before installing the mulch.
- Condensation under plastic mulch will provide adequate moisture to activate the herbicide.
- **DO NOT apply Spartan FL 4F herbicide over the top of plastic or organic mulch.**

Inside This Issue

- ✓ Spartan FL 4F Herbicide Quick Facts
- ✓ Spartan FL 4F Herbicide Use Rates
- ✓ Application Guidelines
- ✓ Weeds and Sedges Controlled
- ✓ Restrictions

Contact your local FMC Representative for more information:

Eric Johnson
RMM – FL

352-281-2325

eric.r.johnson@fmc.com



Craig Heim
Technical Services
Manager

856-261-5659

craig.heim@fmc.com

FMC

HatchTrakSM



APPLICATION GUIDELINES FOR ESTABLISHED STRAWBERRY PLANTINGS

Dormancy

- Apply to established strawberry plantings at dormancy
- Spartan® FL 4F herbicide applications to desirable foliage may cause severe crop injury
- If emerged weeds are present at the time of application, tank mix Spartan FL 4F herbicide with another herbicide labeled for use in strawberries with post-emergent activity
- **DO NOT apply within 56 days of harvest (PHI = 56 days)**

APPLICATION GUIDELINES FOR STRAWBERRY ROW MIDDLES (WHEELROWS)

- Apply Spartan FL 4F herbicide in a band to row middles using a hooded, shielded sprayer. Do not allow spray to contact emerged strawberries.
- If emerged weeds are present, tank mix Spartan FL 4F herbicide with another herbicide with post-emergent activity, labeled for use in strawberries.
- Use a quality, federally approved nonionic surfactant (NIS) at the rate of 0.25% v/v
- Minimize spray contact with the plastic bed cover to prevent strawberries from contacting treated plastic or washing of the herbicide into the plant hole. **DO NOT** apply directly to plastic mulch
- **DO NOT apply within three days of harvest (PHI = 3 days)**

WEEDS AND SEDGES CONTROLLED:

When applied according to directions, SPARTAN FL 4F herbicide will provide control or suppression of:

Bindweed, field (seedling) suppression	Nightshade, Black
Cheeseweed	Nightshade, Eastern Black
Groundsel, common	Pigweed, prostrate
Knotweed, common	Pigweed, redroot
Ladysthumb	Pigweed, smooth
Lambsquarters, common	Pineapple weed
Mayweed	Prostrate knotweed
Mallow, common	Purslane, common
Mallow, little	Shepherd's-purse
Morningglory, ivyleaf	Waterhemp, common
Nettle, burning	Waterhemp, tall

Kyllinga, green	<i>Kyllinga brevifolia</i>
Kyllinga, false green	<i>Kyllinga gracillima</i>
Nutsedge, purple	<i>Cyperus rotundus</i>
Nutsedge, yellow	<i>Cyperus esculentus</i>
Sedge, cylindrical	<i>Cyperus retrorsus</i>
Sedge, globe	<i>Cyperus globulosus</i>
Sedge, Surinam	<i>Cyperus surinamensis</i>
Sedge, Texas	<i>Cyperus polystachyos</i>

Restrictions

- Do not apply more than 8 ounces (0.25 pound active) per acre of Spartan FL 4F herbicide per application or 12 ounces (0.375 pound active) per 12-month period for preplant, dormant, or post-emergent uses combined. The 12-month period is considered to begin upon the initial Spartan FL 4F herbicide application
- Do not apply directly on the crop after the crop emerges. Apply using ground equipment only
- Do not use air blast sprayer or apply by air
- **Do not use on soils classified as sand which have less than 1% OM**

888-59-FMC-AG FMCROP.COM

Always read and follow label directions. Spartan FL 4F is not registered for sale or use in California. FMC and Spartan are trademarks and HatchTrak and "Investing in farming's future" are service marks of FMC Corporation or an affiliate. ©2017 FMC Corporation. All rights reserved.